

JF365 Main Features



MAIN BOOM

6 telescopic sections, 360-degrees continuous rotation, max lifting capacity of 11.5 ton

2.5 ton HYDRAULIC JIB

4 telescopic sections, maximum working height 29 m, maximum outreach of 27 m, 10° negative angle



GREAT ACCESSIBILITY

Even in the most confined places, thank to the compact dimensions



ADDITIONAL ELECTRIC ENGINE

Possibility of working indoor silently and without any kind of emission



X-PATTERN OUTRIGGERS

With hydraulic rotation between 0° and 46° and endless operational configurations



MAN BASKET

To be installed on jib



STABILISATION SYSTEM

5 stability levels, endless operating configurations



USER-FRIENDLY RADIO REMOTE CONTROL

It allows the single operator to easily manage all crane's movements, in complete safety




JF365



Jekko srl
Via Campardone, 1 - 31014 Colle Umberto (TV) Italy
info@jekko.it - www.jekko-cranes.com

Product Catalog

JF365

MAX 11500 kg

LxWxH 5,5 x 1,8 x 2,8 m

max 29 m with jib

max 28 m with jib

This model combines an articulated truck loader crane with a self-propelled crawler chassis. It offers a glimpse into the future of crawler cranes.

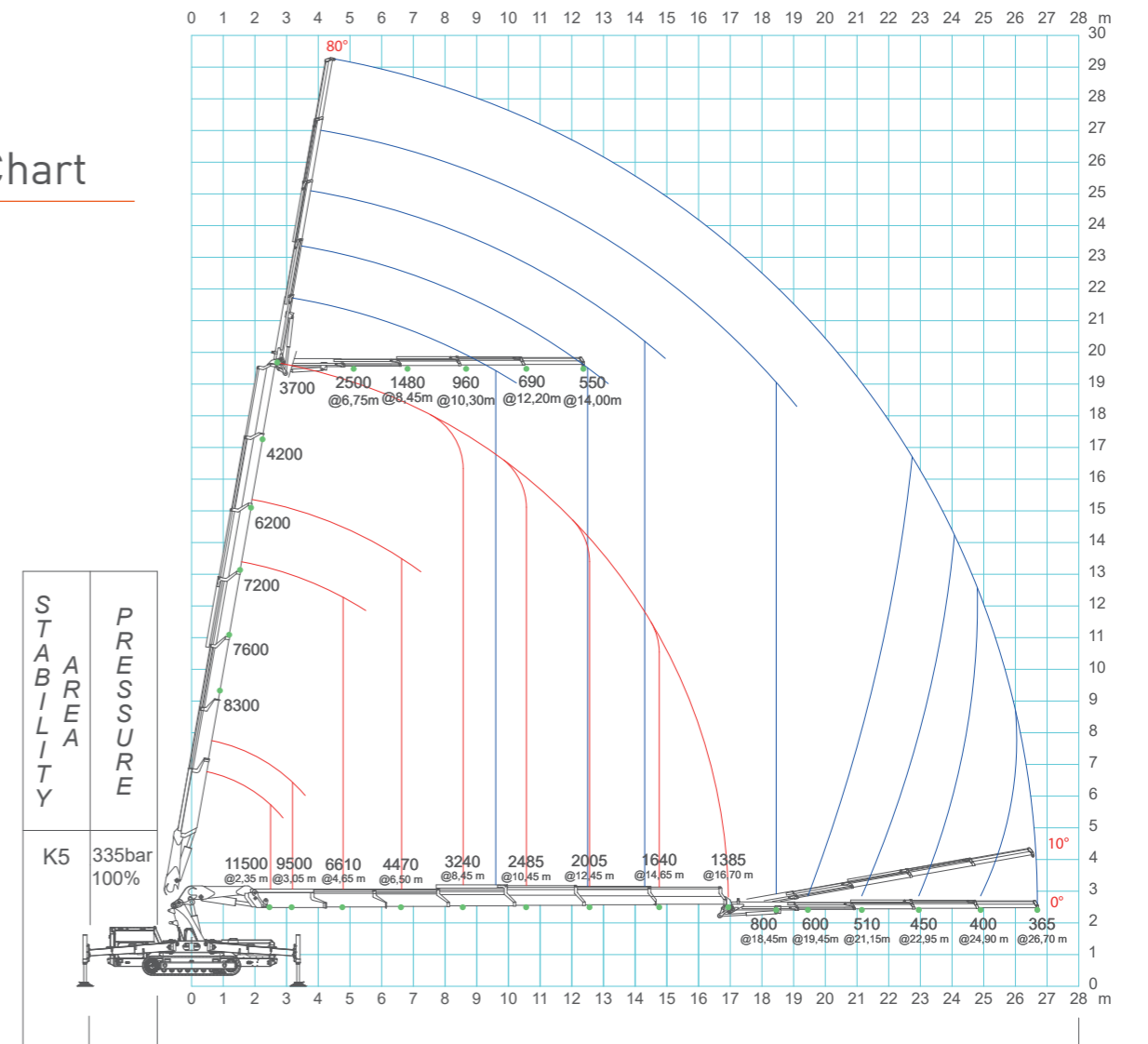


Technical Information

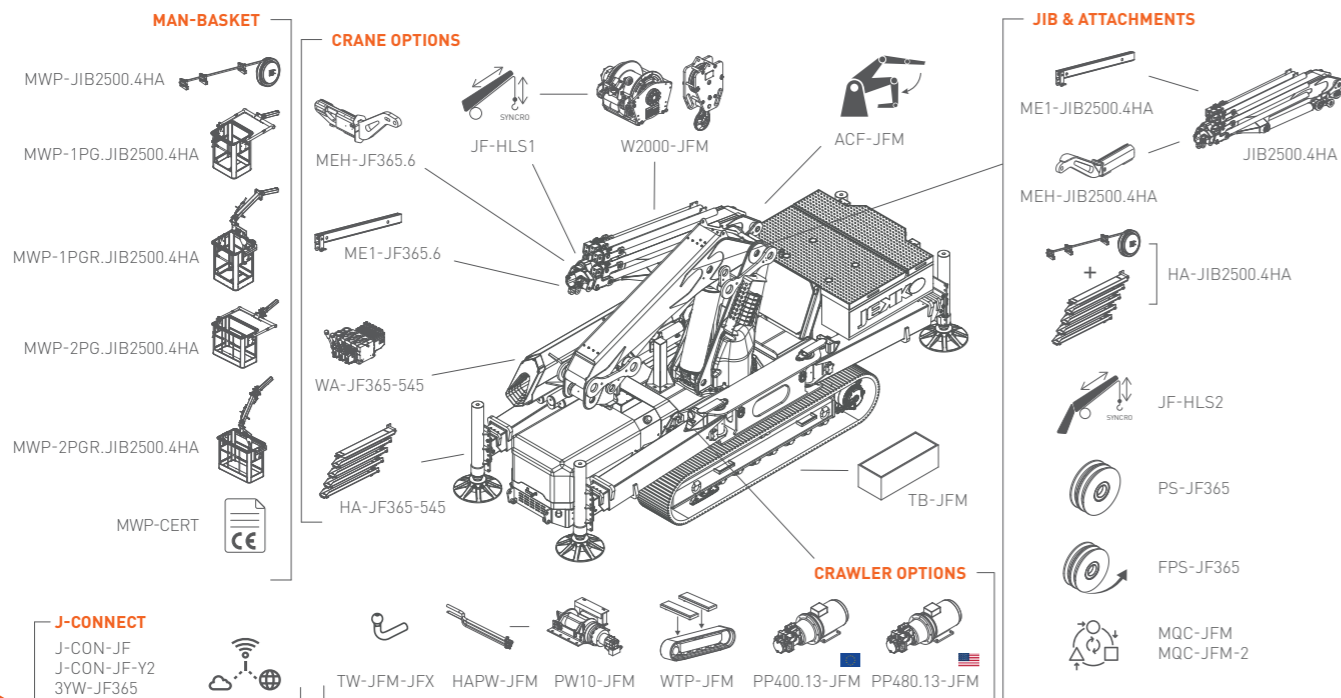
Dimensions	LxWxH	5,5 x 1,8 x 2,8m	
Footprint	Min	4,2 x 4,2 m	
	Max	6,7 x 6,7 m	
Crane & Options Weights		Kg	
	JF365	12300	
	Pulley Block	60	
	Winch	190	
	Power Pack	80	
	JIB2500.4HA	650	
	Basket	200	
White Pads	267		
Winch	2000 kg 60 m - Ø 12 mm		
JF365	Diesel Engine	KUBOTA V3307-CR-TE4B	55.4 kW 74 Hp
	Electric Power Pack	400V-3F	13 kW 17,4 Hp
Speed		2.5 km/h	
Gradeability		20°	



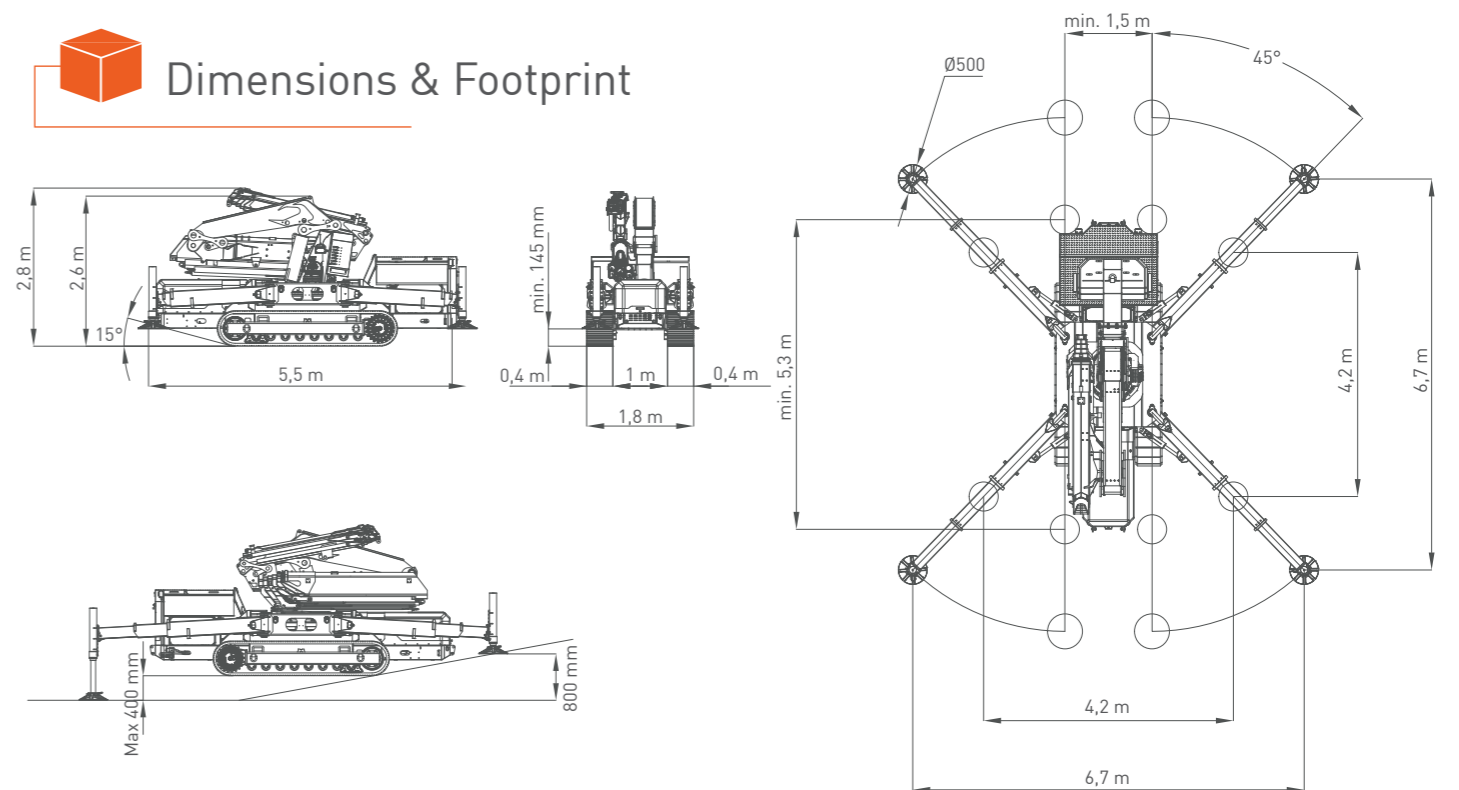
Load Chart



Crane Options



Dimensions & Footprint



All specifications and features herein described can be changed without prior advice. All indicated data are indicative only and are not binding as crane performs differently depending on its use.