



GLASSLIFT 680 Mobile Glass Handler



Unique
3D
Manipulation

Unique handling, safety and service features:



3D Manipulation

The strong, and extremely precise head, on which the front system is mounted, has a sturdy design which allows the front system to rotate and tilt the elements in all directions. Consequently, the mounting options are almost unlimited.

The ability to manipulate materials 360° in all directions is truly unique. You can approach the mounting area from any angle and adapt the load with the 3D feature. It is second to none.

Unique
3D
manipulation

Strongest Power Pack



335Ah

The GlassLift 680 comes with a powerful 335Ah battery as a standard. A premium lithium battery is an option that gives you even more capacity, this gives you the ability to charge 100% in only 8 hours.

Powerful Hydrostatic Drive



This machine has a very reliable hydrostatic drive, and power steering, making it very maneuverable. Built to endure the long hours and intense working conditions involved with commercial and industrial applications.

5-Axis Operation



The GlassLift 680 is our first machine to offer you 5-Axis hydraulic operation: 1) Straight Up / Down 2) Rotate Left / Right 3) Tilt Forward / Backward 4) Side Load Left / Right 5) Telescope In / Out

680kg in Full Work Envelope



680 kg

The GlassLift 680 is a multilifter, able to handle any material from glass and plasterboards to granite, concrete elements and heavy firedoors, up to 680kg (1499 lb).

Fully Parallel Operation



Upper arm can mount objects up to 4.24m (167 in) height with precision, as the arm moves in an upright position, parallel to the facade. A bearing enables the arm to move turn plus or minus 15 degrees.

Extreme Terrain Ability



With the front twin-wheels and the powerful hydraulic drive, the GlassLift 680 can operate in all kinds of different terrains and extreme conditions.



Global Lift Group
www.globalliftgroup.com
sales@globalliftgroup.com

North American Head Office
Delaware, ON Canada N0L 1E0
Phone: 1.855.779.3371

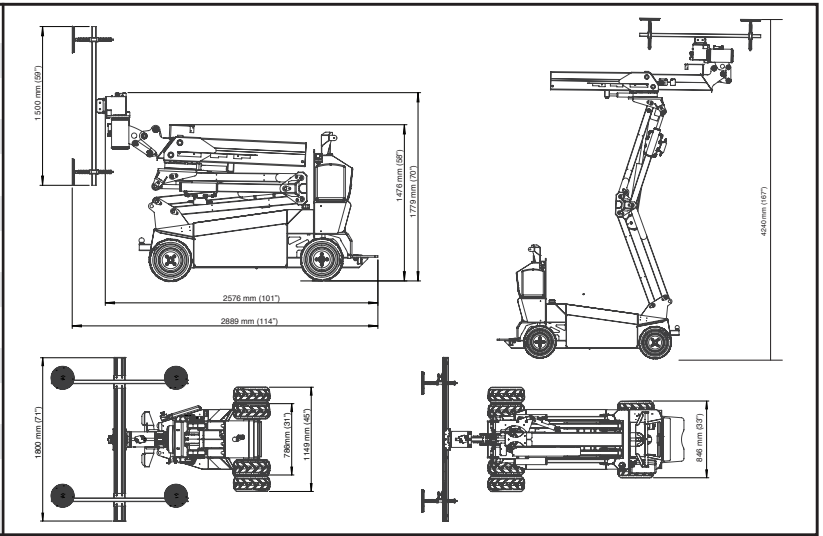
European Head Office
DK - 9640 Farsøe Denmark
Phone: 45 75727215

GLOBAL LIFT GROUP



Technical Specifications

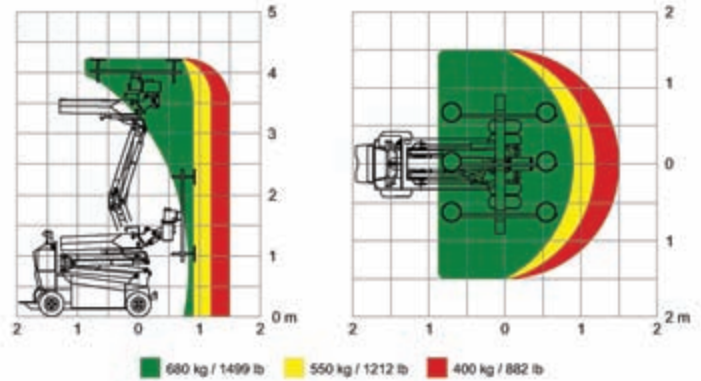
Description	Value
Loading capacity	680 kg / 1499 lb
Own weight	1675 kg / 3693 lb
Counter Weights	40 x 6.3 kg (13.9 lbs)
Machine min. width	845 mm / 33 in
Machine max. width	1250 mm / 49 in
Machine min. length	2645 mm / 104 in
Boom Extension	600 mm / 23.6 in
Autonomy	8 hours
Front / Rear wheels	Filled Rubber Foam
Charging current	115 or 230 Volt
Battery specs.	24V with 335 Ah
Charging time	30 - 100% - 8 hours
Charging time	60 - 100% - 6 hours



Unique Adaptability

Range

The GlassLift 680 can lift 680 kg (1499 lb) from floor level up 4.24m (167 in) in a fully parallel operation, offering 600mm (23.6 in) of boom extension.



Unique Pick-Up Functionality




The GlassLift 680 multilifter has the unique functionality of picking up elements from floor level with ease.



Narrow Passages

The outside wheels can be easily removed in 3-5 minutes, allowing passage through doors/hallways as narrow as 845mm (33 in).

Materials



Standards

Our machines comply with the requirements of Machinery Directive 2006/42/EC, and are ASME B30.5, 5-1.1, 5-1.10 Compliant, ASME B30.20 Compliant, SAE-J1063 Compliant, and SAE-J765 Compliant. Other standards met include EN ISO 14121-1, EN ISO 12100-1, EN ISO 12100-2, EN 13155, EN 982. Our manufacturing facility is ISO9001 certified.



Global Lift Group
www.globalliftgroup.com
sales@globalliftgroup.com

North American Head Office
 Delaware, ON Canada N0L 1E0
 Phone: 1.855.779.3371

European Head Office
 DK - 9640 Farsøe Denmark
 Phone: 45 75727215

